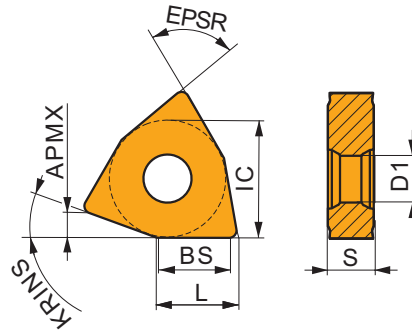
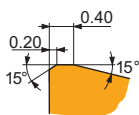



WNGU

	L	S	APMX	KRINS	IC	EPSR	D1
	(mm)	(mm)	(mm)	(°)	(mm)	(mm)	(mm)
1509	15.00	9.52	3.50	15.0	22.225	75.0	7.94



Product	RE	P	M	K	N	S	H	ap min	ap max	fz min	fn max
	(mm)							(mm)	(mm)	(mm/tooth)	(mm/rev)



Peeling geometry PM with wiper secondary cutting edge for small depth of cut, high linear speed for stable to less stable cutting conditions.

WNGU 150935-PM-S02	6630	-	■	▣	■	■	■	0.80	3.50	1.15	9.00
	T9226	-	■	▣	■	■	■	0.80	3.50	1.15	9.00

SPECIFIC CUTTING FORCE TABLE

TABLE

				Ultimate tensile strength Mpa (N/mm ²)	Specific Cutting force kc1 N/mm2	Increase Value mc
P	P1	P1.1	Free machining sulfurized carbon steel with a hardness of < 240 HB	≤ 830	1500	0.24
		P1.2	Free machining sulfurized and phosphorized carbon steel with a hardness of < 180 HB	≤ 620	1250	0.24
		P1.3	Free machining sulfurized/phosphorized and leaded carbon steel with a hardness of <180 HB	≤ 620	1250	0.24
	P2	P2.1	Plain low carbon steel containing < 0.25 %C with a hardness of < 180 HB	≤ 620	1250	0.24
		P2.2	Plain medium carbon steel containing < 0.55%C with a hardness of < 240 HB	≤ 830	1500	0.24
		P2.3	Plain high carbon steel containing > 0.55%C, with a hardness of < 300HB	≤ 1030	1650	0.24
	P3	P3.1	Alloy steel with a hardness of < 190 HB	≤ 620	1550	0.24
		P3.2	Alloy steel with a hardness of 180–260 HB	> 620 ≤ 900	1650	0.24
		P3.3	Alloy steel with a hardness of 260–360 HB	> 900 ≤ 1240	1750	0.24
	P4	P4.1	Tool steel with a hardness of < 26 HRC	≤ 900	1800	0.24
		P4.2	Tool steel with a hardness of 26-39 RC	> 900 ≤ 1240	2000	0.24
		P4.3	Tool steel with a hardness of 39-45 HRC	> 1250 ≤ 1450	2300	0.24
M	M1	M1.1	Stainless steel, ferritic with a hardness of < 160 HB	≤ 520	1750	0.20
		M1.2	Stainless steel, ferritic with a hardness of 160–220 HB	> 520 ≤ 700	1950	0.20
	M2	M2.1	Stainless steel, martensitic with a hardness of < 200 HB	> 670	2100	0.20
		M2.2	Stainless steel, martensitic with a hardness of 200–280 HB	> 670 ≤ 950	2200	0.20
		M2.3	Stainless steel, martensitic with a hardness of 280–380 HB	> 950 ≤ 1300	2450	0.20
	M3	M3.1	Stainless steel, austenitic with a hardness of < 200 HB	≤ 730	1900	0.20
		M3.2	Stainless steel, austenitic with a hardness of 200–260 HB	> 750 ≤ 870	2100	0.20
		M3.3	Stainless steel, austenitic with a hardness of 260-300 HB	> 870 ≤ 1040	2200	0.20
	M4	M4.1	Stainless steel, austenitic-ferritic or super-austenitic with a hardness of < 300 HB	≤ 990	2350	0.20
		M4.2	Stainless steel, precipitation hardening austenitic with a hardness of 300–380 HB	≤ 1320	2500	0.20
S	S1	S1.1	Titanium or titanium alloys, with a hardness of < 200 HB	≤ 660	1400	0.22
		S1.2	Titanium alloys, with a hardness of 200–280 HB	> 660 ≤ 950	1500	0.22
		S1.3	Titanium alloys, a hardness of 280–360 HB	> 950 ≤ 1200	1600	0.22
	S2	S2.1	High-temperature Fe-based alloys with a hardness of < 200 HB	≤ 690	2450	0.24
		S2.2	High-temperature Fe-based alloys with a hardness of 200–280 HB	> 690 ≤ 970	2550	0.24
	S3	S3.1	High-temperature Ni-based alloys with a hardness of < 260 HB	≤ 940	2850	0.24
		S3.2	High-temperature Ni-based alloys with a hardness of 280–360 HB	> 940 ≤ 1200	3100	0.24
	S4	S4.1	High-temperature Co-based alloys with a hardness of < 240HB	≤ 800	2880	0.24
S4.2		High-temperature Co-based alloys with a hardness of 240–320 HB	>800 ≤ 1070	3100	0.24	